



Australian Government



SCREEN AUSTRALIA CREDITS GUIDE

FOR PROJECTS WITH DEVELOPMENT AND/OR PRODUCTION INVESTMENT

MAY 2015

| | |
|--|---|
| 1. Where a project has been developed by Screen Australia | 4 |
| 2. Where financed by Screen Australia | 5 |
| 3. Where both developed and financed by Screen Australia..... | 6 |
| 4. Where produced under the National Documentary Program or Making History Initiative | 7 |

SCREEN AUSTRALIA CREDITS GUIDE

This guide sets out examples of wording and use of the Screen Australia logo for projects with development and/or production investment from Screen Australia and/or its predecessor agencies, the Film Finance Corporation (FFC), the Australian Film Commission (AFC) and Film Australia, including under the National Documentary Program and Making History Initiative.

Note that the examples are indicative only and the actual requirements for your project will be set out in your funding agreement.

Before the completion of the titles of the film, the Producer must provide the full credit roll in writing to the Screen Australia Investment Manager for approval of Screen Australia's credits.

Predecessor agencies

If your funding agreement requires a credit to the AFC, FAL or FFC (with or without logo), you should substitute that credit for a Screen Australia credit on all production and marketing materials produced after 1 July 2008. Screen Australia will regard the crediting obligations under your agreement as amended accordingly.

As noted above, please check with your Screen Australia Development or Investment Manager to ensure contractual obligations are fulfilled re credits and logo.

Animated pre-presentation ident

A new animated pre-presentation ident is available for download from the website. A 3D version is available on request. Contact publications@screenaustralia.gov.au

Still logo

Files of the still logo, suitable for film, print or web, are available from the [Screen Australia website](#).

As an Australian Government statutory authority, Screen Australia must co-brand with the Australian Government. The Screen Australia logo therefore has two components – the Australian Government coat of arms, and the Screen Australia elements – all of which must be used as a single graphic item.

Colour: The logo is available in both black & white and as a coloured version. Where colour is available, please use the prescribed coloured version.

Size: Two styles are available, for use depending on the size the logo will be reproduced.

- Where the **height** of the logo will be **less than 12 mm**, you must use the 'small' style, which has the words 'Screen Australia' outside the mark.
- Otherwise, use the standard style.

Please use the Screen Australia logo only in the formats provided.

It is important not to:

- tilt or obscure it ;
- rearrange the design elements;
- crop or edit it;
- use multiple colours;
- distort the logo's shape in width or height;
- frame it;
- add additional text and design elements;
- construct the logo yourself from its component parts.

Indigenous Department

If you have received funding through Screen Australia's Indigenous Department, you should display the two Indigenous flags in association with the Screen Australia logo. Contact the Indigenous Department for more information: indigenous@screenaustralia.gov.au

Enquiries

publications@screenaustralia.gov.au

1. Where a project has only development investment from Screen Australia

Including projects developed by predecessor agencies. Note that particular wording may be required for specific programs such as the Springboard short film program, Innovation program, or Enterprise program, and in all cases the exact requirements for crediting Screen Australia will depend on your funding agreement.

1.1 Head credit – none required

1.2 End credit, full-screen single-card:

_____ End Credit _____

Developed with the assistance of



_____ End Credit _____

1.3 Copyright listing, where “© [year] [agency]” is required after end credit:

_____ End Credit _____

Developed with the assistance of



© [year] Screen Australia

_____ End Credit _____

2. Where financed by Screen Australia

Including projects financed by predecessor agencies. Note that the exact requirements for crediting Screen Australia will depend on your funding agreement.

2.1 (FEATURES ONLY) Animated pre-presentation credit

2.2 (FEATURES, TV DRAMA, CHILDREN'S TV, DOCUMENTARIES EXCEPT NDP, MAKING HISTORY) Head credit, no logo required:

_____ Head Credit _____

Screen Australia
(and other investor/s)
presents
a (Production Company) Production

_____ Head Credit _____

2.3 End credit, immediately before the copyright notice - where Screen Australia was a majority investor:

_____ End Credit _____

Principal Investor



© [year] Screen Australia (and other investor/s)

_____ End Credit _____

2.4 End credit, where Screen Australia was a minority investor:

_____ End Credit _____

Financed with the assistance of



© [year] Screen Australia (and other investor/s)

_____ End Credit _____

3. Where both developed and financed by Screen Australia

Including projects developed by predecessor agencies. Note that particular wording may be required for specific programs such as the Springboard short film program, the Enterprise program, or the Innovation or All Media programs, and in all cases the exact requirements for crediting Screen Australia will depend on your funding agreement.

3.1 (FEATURES ONLY) Animated pre-presentation credit

3.2 (FEATURES, TV DRAMA, CHILDREN'S TV, DOCUMENTARIES EXCEPT NDP, MAKING HISTORY) Head credit, no logo required:

_____ Head Credit _____


Screen Australia
(and other investor/s)
presents
a (Production Company) Production

_____ Head Credit _____


3.3 End credit, immediately before the copyright notice - where Screen Australia was a majority investor:

_____ End Credit _____

Principal Development and Production Investor



Australian Government



Screen Australia


© [year] Screen Australia (and other investor/s)

_____ End Credit _____


3.2 End credit, placed as appropriate where Screen Australia was a minority investor:

_____ End Credit _____

Developed and financed
with the assistance of



Australian Government



Screen Australia

© [year] Screen Australia (and other investor/s)

_____ End Credit _____

4. Where produced under the National Documentary Program or Making History Initiative

Note that the exact requirements for crediting Screen Australia will depend on your funding agreement.

4.1 Head credit, no logo required:

_____ Head Credit _____

Screen Australia in association with
(Production Company)
(and other third party)
presents

OR

Screen Australia and (Production Company)
(in association with third party)
present

_____ Head Credit _____

4.2 End credit, immediately before the copyright notice:

_____ End Credit _____



MAKING HISTORY

© [year] Screen Australia (and other investor/s)

_____ End Credit _____

OR

_____ End Credit _____



NATIONAL DOCUMENTARY PROGRAM

© [year] Screen Australia (and other investor/s)

_____ End Credit _____